

## Specifications:

- Steel body
- Side Inlet Grid
- Outlet Ports: 6.0" and 7.0" Diameter
- Flow rates: 820-1950 cfm
- Assembly Lengths: 15.0" - 24.0"
- Assembly Diameters: 9.7" - 13.4"
- Optional Inlet Transition Adapter

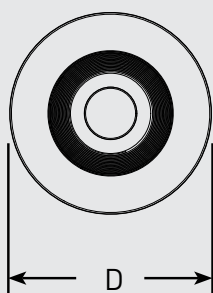
## Engine Displacement Formula:

$$CFM = HP \times SA$$

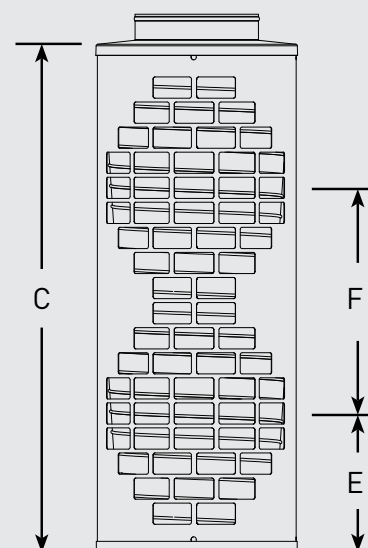
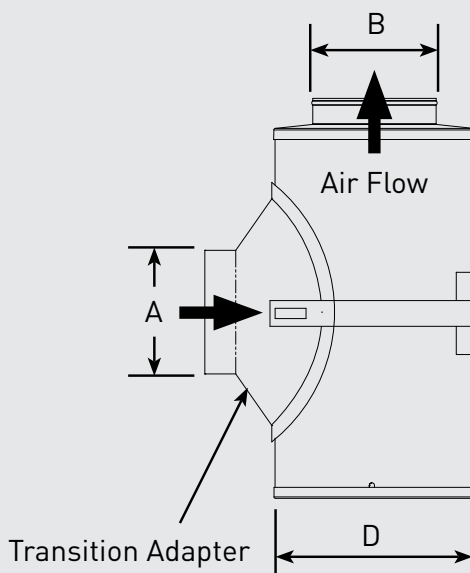
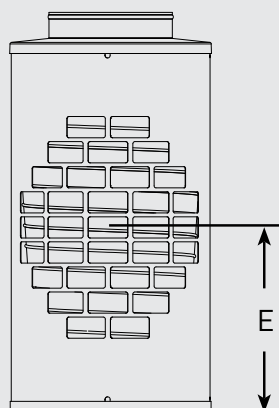
SA = Specific Airflow rating

- 4-Stroke naturally aspirated diesel engine: **SA = 2.0**
- 4-Stroke turbo charged diesel engine: **SA = 2.3**
- 4-Stroke turbo charged after cooled diesel engine: **SA = 2.3**
- 2-Stroke naturally aspirated diesel engine: **SA = 2.0**
- 2-Stroke scavenge blower diesel engine: **SA = 3.3**
- 2-Stroke turbo charged diesel engine: **SA = 3.6**

## Dimensions:



SINGLE GRID INLET	(A) INLET OD IN (CM)	(B) OUTLET OD IN (CM)	(C) LENGTH IN (CM)	(D) DIAMETER IN (CM)	(E) DISTANCE IN (CM)	(F) DISTANCE IN (CM)	FLOW RATE CFM	WEIGHT LBS (KG)
071338001	N/A	6.0 (15.2)	24.0 (61.0)	9.7 (24.6)	9.0 (22.9)	N/A	820-1220	15.5 (7.1)
071338002	N/A	7.0 (17.8)	24.0 (61.0)	10.9 (27.7)	9.0 (22.9)	N/A	1200-1700	19.2 (8.8)
071338003	N/A	7.0 (17.8)	24.0 (61.0)	13.4 (34.0)	9.0 (22.9)	N/A	1370-1950	22.0 (10.0)
071338004	N/A	7.0 (17.8)	18.0 (45.7)	13.4 (34.0)	9.0 (22.9)	N/A	1350-1800	19.9 (9.1)
071338005	N/A	7.0 (17.8)	15.0 (38.1)	13.4 (34.0)	7.5 (19.0)	N/A	1350-1800	17.0 (7.7)
071338007	N/A	7.0 (17.8)	24.0 (61.0)	10.9 (27.7)	12.0 (30.5)	N/A	1200-1700	17.5 (7.9)
071338008	N/A	6.0 (15.2)	18.0 (45.7)	9.7 (24.6)	9.0 (22.9)	N/A	920-1190	12.1 (5.5)
DOUBLE GRID INLET	(A) INLET OD IN (CM)	(B) OUTLET ID IN (CM)	(C) LENGTH IN (CM)	(D) DIAMETER IN (CM)	(E) DISTANCE IN (CM)	(F) DISTANCE IN (CM)	FLOW RATE CFM	WEIGHT LBS/KG
071338009	N/A	7.0 (17.8)	24.0 (61.0)	13.4 (34.0)	7.7 (19.6)	8.5 (21.6)	1210-1910	9.0 (4.1)
INLET TRANSITION ADAPTER	(A) INLET OD IN (CM)	(B) OUTLET ID IN (CM)	(C) LENGTH IN (CM)	(D) DIAMETER IN (CM)	(E) DISTANCE IN (CM)	(F) DISTANCE IN (CM)	FLOW RATE CFM	WEIGHT LBS/KG
072994000	7.0 (17.8)	N/A	N/A	13.5 (34.3)	N/A	N/A	N/A	N/A



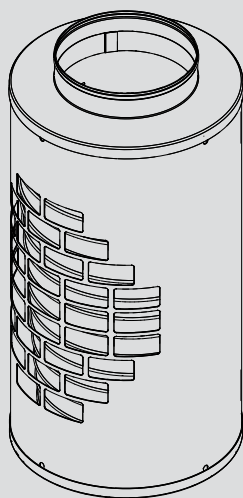
**WARNING:** The products described in this literature can expose you to chemicals including Diisononyl phthalate, Carbon black extract, which are known to the State of California to cause cancer. For more information go to [www.P65Warnings.ca.gov](http://www.P65Warnings.ca.gov).



# PARTS

## ECO-II Series

1



1A

1A

Part #

Description

071338001

Single Grid - (D) 9.7 in., (L) 24.0 in., (OD) 6.0 in.,  
(Inlet Port Location from Base) 9.0 in.

071338002

Single Grid - (D) 10.9 in., (L) 24.0 in., (OD) 7.0 in.,  
(Inlet Port Location from Base) 9.0 in.

071338003

Single Grid - (D) 13.4 in., (L) 24.0 in., (OD) 7.0 in.,  
(Inlet Port Location from Base) 9.0 in.

071338004

Single Grid - (D) 13.4 in., (L) 18.0 in., (OD) 7.0 in.,  
(Inlet Port Location from Base) 9.0 in.

071338005

Single Grid - (D) 13.4 in., (L) 15.0 in., (OD) 7.0 in.,  
(Inlet Port Location from Base) 7.5 in.

071338007

Single Grid - (D) 10.9 in., (L) 24.0 in., (OD) 7.0 in.,  
(Inlet Port Location from Base) 11.5 in.

071338008

Single Grid - (D) 9.7 in., (L) 18.0 in., (OD) 6.0 in.,  
(Inlet Port Location from Base) 9.0 in.

071338009

Double Grid - (D) 13.4 in., (L) 24.0 in., (OD) 7.0 in.,  
(Inlet Port Location from Base) 7.7 in.

2A

071921001

Mounting Clamp - (D) 9.8 in.

071921002

Mounting Clamp - (D) 11.0 in.

071921003

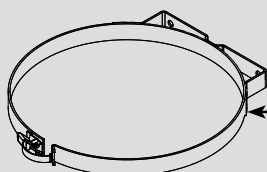
Mounting Clamp - (D) 13.5 in.

3A

072994000

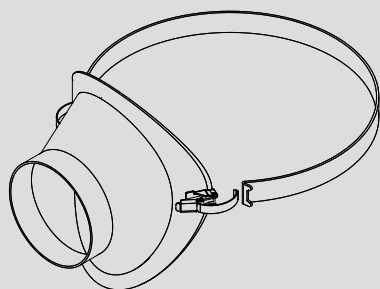
Inlet Transition Mounting Adapter - (D) 13.5 in.

2



2A

3



3A

Online Link  
Disposable Engine Air Filters Product Selector



RSL0392\_CUT\_ECO-II (07/18 Rev -)

Questions? Email: [racortech@parker.com](mailto:racortech@parker.com) Phone: 800-344-3286 News: [www.racornnews.com](http://www.racornnews.com)